

















Graduate Follow-Up Survey 2008-2009

1. What degree or certificate did you earn from MVC? (Choose all that apply)			
		Response Percent	Response Count
Associate of Arts		31.6%	25
Associate of Science		45.6%	36
Associate of Applied Science		15.2%	12
Certificate		19.0%	15
		<i>answered question</i>	79
		<i>skipped question</i>	1

2. What is your current status? (Choose all that apply)			
		Response Percent	Response Count
Employed		55.0%	44
Unemployed and seeking work		13.8%	11
Continuing my college education		58.8%	47
		<i>answered question</i>	80
		<i>skipped question</i>	0

3. If employed, is your job related to your degree or certificate?			
		Response Percent	Response Count
Yes		37.3%	22
No		62.7%	37
		<i>answered question</i>	59
		<i>skipped question</i>	21



4. If continuing your college education, where are you attending?				
			Response Percent	Response Count
UNT - Denton			6.3%	4
UNT - Dallas			14.1%	9
UT - Arlington			37.5%	24
UT - Dallas			4.7%	3
TAMU - Commerce			3.1%	2
TWU			6.3%	4
Other (please specify)			29.7%	19
			<i>answered question</i>	64
			<i>skipped question</i>	16

5. Please rate how much your MVC experience helped improve your college-level:							
	Very Much	Somewhat	Very Little	Did Not Help at All	Does Not Apply	Response Count	
Reading skills	39.5% (30)	28.9% (22)	14.5% (11)	5.3% (4)	11.8% (9)	76	
Writing skills	39.5% (30)	30.3% (23)	13.2% (10)	6.6% (5)	10.5% (8)	76	
Speaking skills	47.4% (36)	35.5% (27)	5.3% (4)	3.9% (3)	7.9% (6)	76	
Listening skills	52.6% (40)	26.3% (20)	7.9% (6)	5.3% (4)	7.9% (6)	76	
Critical thinking skills	51.3% (39)	32.9% (25)	7.9% (6)	2.6% (2)	5.3% (4)	76	
Computer literacy skills	50.0% (38)	30.3% (23)	9.2% (7)	6.6% (5)	3.9% (3)	76	
						<i>answered question</i>	76
						<i>skipped question</i>	4

6. Please rate how well your MVC experience prepared you to:						
	Very Well	Somewhat	Very Little	Did Not Help at All	Does Not Apply	Response Count
Get a job	24.0% (18)	18.7% (14)	14.7% (11)	12.0% (9)	30.7% (23)	75
Get a better job	31.1% (23)	13.5% (10)	13.5% (10)	12.2% (9)	29.7% (22)	74
Transfer to a university	61.0% (47)	18.2% (14)	1.3% (1)	3.9% (3)	15.6% (12)	77
Appreciate other cultures	42.7% (32)	30.7% (23)	6.7% (5)	8.0% (6)	12.0% (9)	75
	<i>answered question</i>					77
	<i>skipped question</i>					3

7. Please rate your overall satisfaction with the following aspects of your MVC experience:						
	Very Satisfied	Satisfied	Dissatisfied	Very Dissatisfied	Does Not Apply	Response Count
Availability of classes	48.1% (37)	46.8% (36)	2.6% (2)	1.3% (1)	1.3% (1)	77
Quality of academic advising	33.8% (26)	44.2% (34)	13.0% (10)	7.8% (6)	1.3% (1)	77
Quality of instruction	48.1% (37)	42.9% (33)	6.5% (5)	2.6% (2)	0.0% (0)	77
Faculty availability / helpfulness	51.9% (40)	37.7% (29)	6.5% (5)	2.6% (2)	1.3% (1)	77
Quality of financial aid services	39.5% (30)	26.3% (20)	5.3% (4)	2.6% (2)	26.3% (20)	76
Quality of lab facilities / equipment	49.4% (38)	36.4% (28)	7.8% (6)	1.3% (1)	5.2% (4)	77
Quality of graduation application process	54.5% (42)	31.2% (24)	5.2% (4)	2.6% (2)	6.5% (5)	77
Quality of the May graduation ceremony	46.1% (35)	18.4% (14)	5.3% (4)	3.9% (3)	26.3% (20)	76
	<i>answered question</i>					77
	<i>skipped question</i>					3

8. Please rate these general statements:						
	Strongly Agree	Agree	Neutral	Disagree	Strongly Disagree	Response Count
Overall, MVC helped me achieve my educational goals.	62.3% (48)	20.8% (16)	13.0% (10)	1.3% (1)	2.6% (2)	77
Overall, MVC helped me achieve my career goals.	45.5% (35)	23.4% (18)	22.1% (17)	6.5% (5)	2.6% (2)	77
If I could start over again, I would choose MVC	66.2% (51)	14.3% (11)	3.9% (3)	9.1% (7)	6.5% (5)	77
<i>answered question</i>						77
<i>skipped question</i>						3

9. Would you like to become a member of an MVC alumni association?			
		Response Percent	Response Count
Yes		49.3%	35
No		50.7%	36
<i>answered question</i>			71
<i>skipped question</i>			9

10. If you would like to become a MVC alumni association member, fill in your current information.			
		Response Percent	Response Count
First Name	<input type="text"/>	100.0%	35
Last Name	<input type="text"/>	100.0%	35
Mailing Address	<input type="text"/>	100.0%	35
City	<input type="text"/>	100.0%	35
State	<input type="text"/>	100.0%	35
Zip	<input type="text"/>	100.0%	35
		<i>answered question</i>	35
		<i>skipped question</i>	45

11. What is your gender? (Optional)			
		Response Percent	Response Count
Female	<input type="text"/>	67.6%	50
Male	<input type="text"/>	32.4%	24
		<i>answered question</i>	74
		<i>skipped question</i>	6

12. What is your ethnicity? (Optional)			
		Response Percent	Response Count
White		23.6%	17
African-American		20.8%	15
Hispanic		45.8%	33
Asian		2.8%	2
Other		6.9%	5
		<i>answered question</i>	72
		<i>skipped question</i>	8

13. What is your age? (Optional)			
		Response Percent	Response Count
18-24		55.4%	41
25-29		9.5%	7
30-39		12.2%	9
40+		23.0%	17
		<i>answered question</i>	74
		<i>skipped question</i>	6

14. Please write your MVC 7-digit Student ID number in the space provided. (OPTIONAL)		
		Response Count
		47
		<i>answered question</i>
		47
		<i>skipped question</i>
		33

15. What programs or services did you feel contributed to your success at MVC?		Response Count
		52
	<i>answered question</i>	52
	<i>skipped question</i>	28

16. What did you not like about your educational experience at MVC?		Response Count
		47
	<i>answered question</i>	47
	<i>skipped question</i>	33