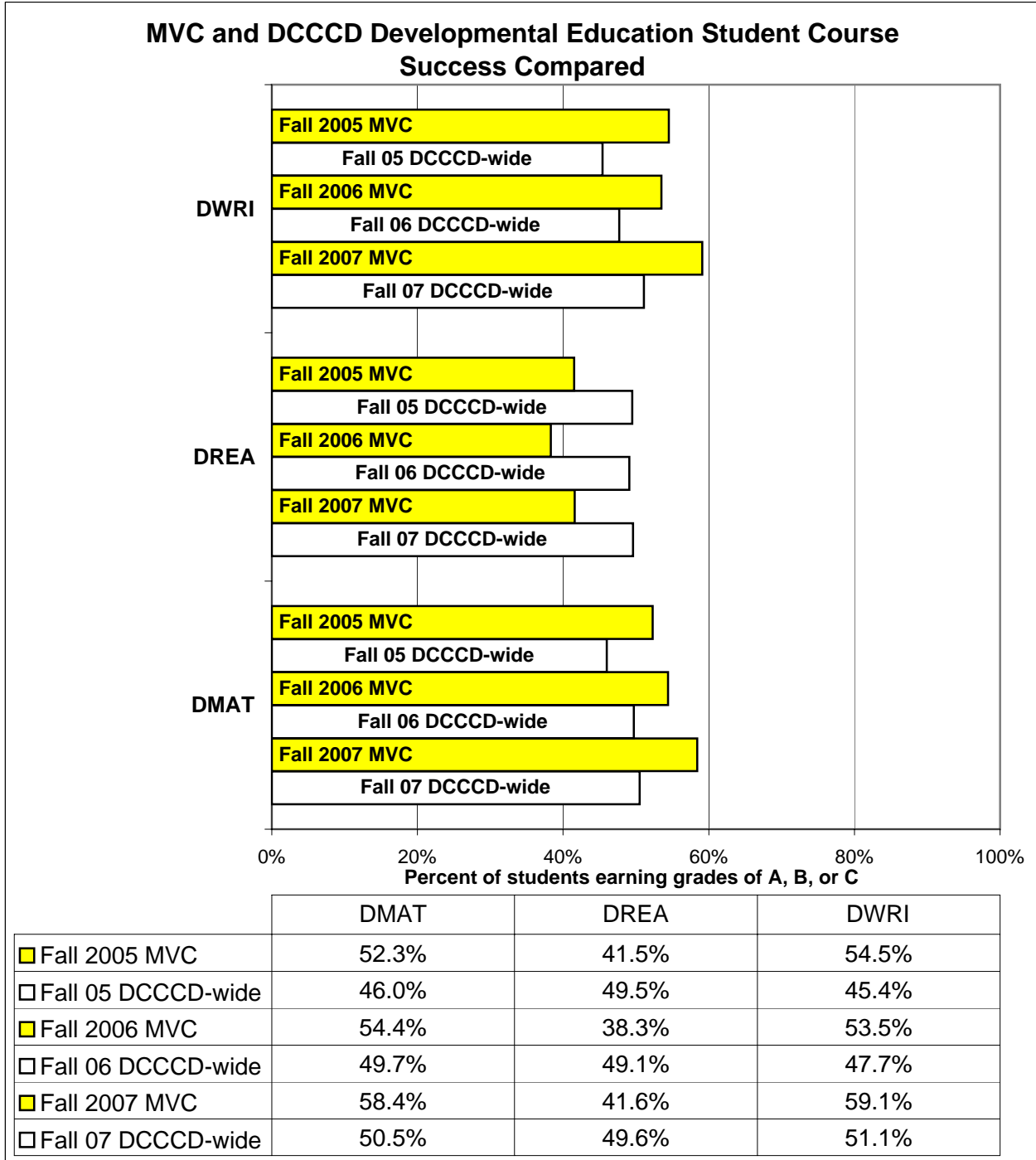


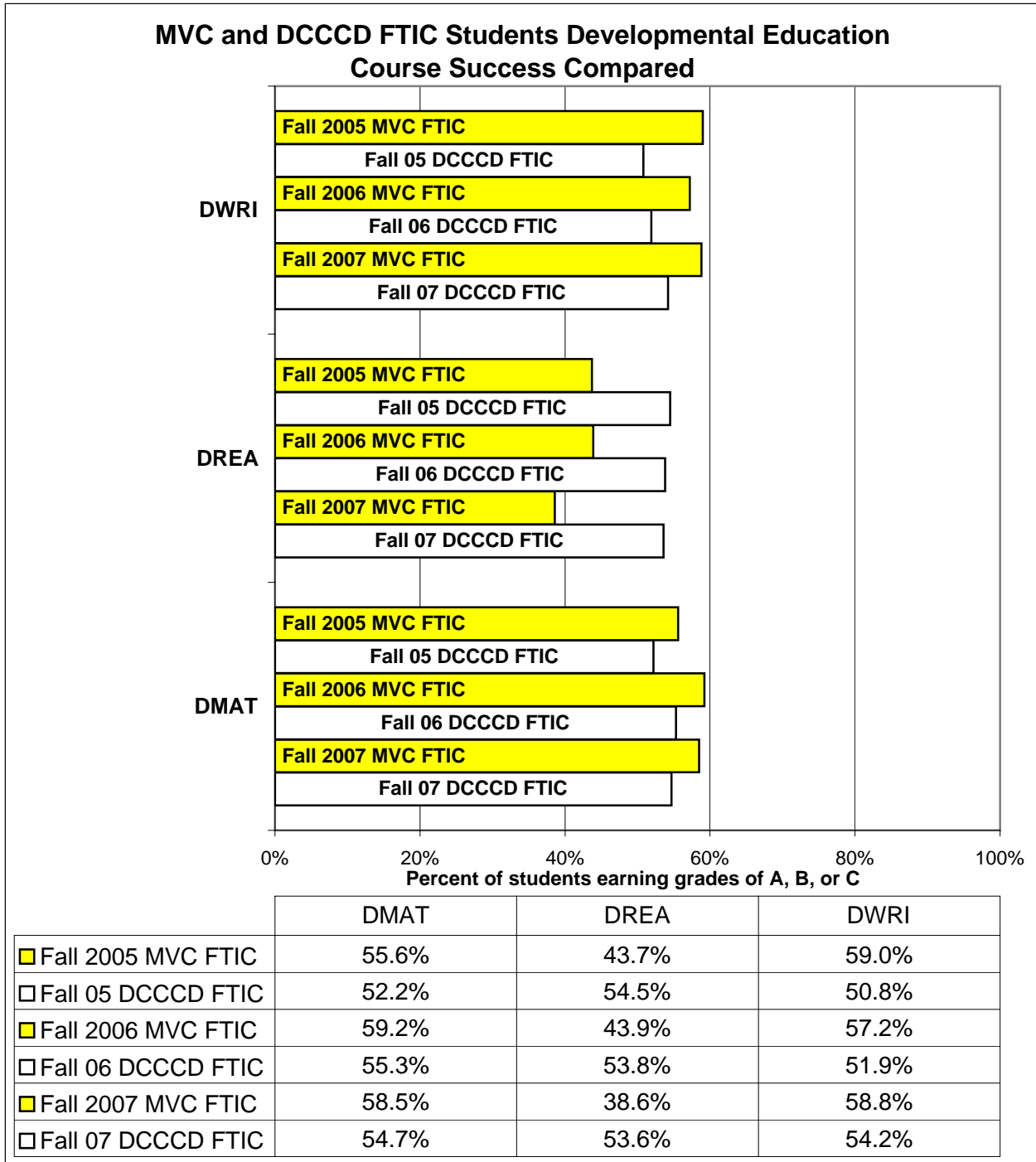
Mountain View College and DCCCD

The percent of developmental education students who successfully complete their developmental course



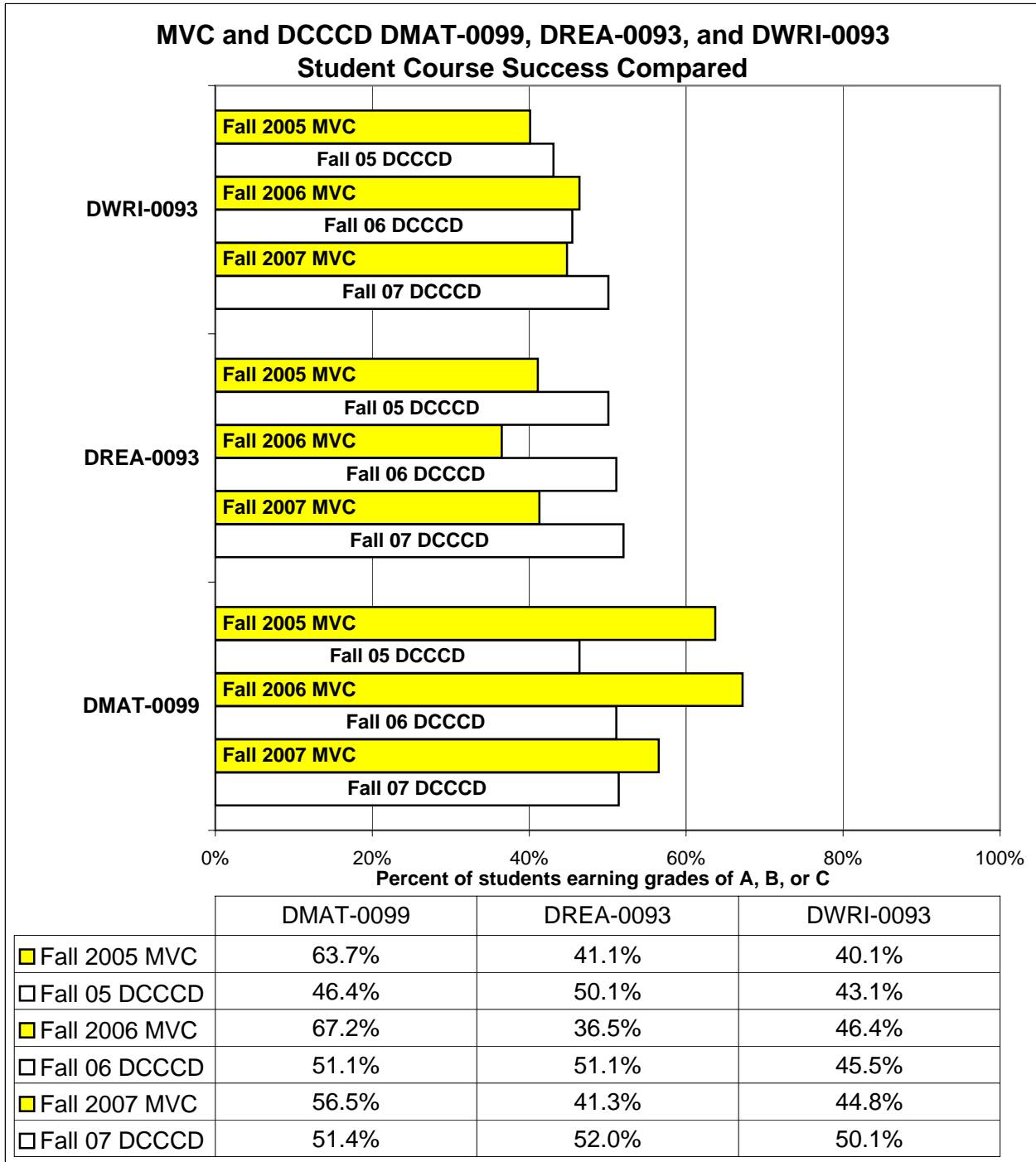
Mountain View College and DCCCD First-Time-In-College (FTIC) Students

The percent of FTIC developmental education students who successfully complete their developmental course



Mountain View College and DCCCD DMAT-0099, DREA-0093, and DWRI-0093 Students

The percent DMAT-0099, DREA-0093, and DWRI-0093 students who successfully complete their developmental course



**Developmental Education Student Course Success
Mountain View College vs. DCCCD-Wide**

	Fall 2003				Fall 2004				Fall 2005				Fall 2006				Fall 2007			
	MVC		DCCCD		MVC		DCCCD		MVC		DCCCD		MVC		DCCCD		MVC		DCCCD	
	Enrolled	Success	Enrolled	Success	Enrolled	Success	Enrolled	Success	Enrolled	Success	Enrolled	Success	Enrolled	Success	Enrolled	Success	Enrolled	Success	Enrolled	Success
DMAT-0060													141	56.0%	N/A					
DMAT-0066																	196	52.0%	961	54.7%
DMAT-0090	673	49.6%	3,578	50.8%	640	55.6%	2,859	52.4%	585	48.0%	2,890	49.0%	482	53.9%	2,799	52.2%	440	65.7%	2,679	53.0%
DMAT-0091	353	40.8%	1,823	44.2%	290	52.8%	1,343	48.0%												
DMAT-0093	411	46.0%	1,970	46.1%	401	53.1%	1,998	46.2%												
DMAT-0097	270	45.6%	3,246	45.0%	244	43.0%	2,462	47.6%	512	49.2%	2,507	43.9%	497	50.7%	2,463	48.4%	437	56.5%	2,434	47.5%
DMAT-0098	186	50.0%	2,566	45.1%	144	36.1%	1,956	40.2%	368	50.0%	2,103	43.7%	435	48.0%	2,457	46.7%	428	57.2%	2,507	48.1%
DMAT-0099	113	52.2%	2,737	48.7%	158	56.3%	2,760	42.0%	438	63.7%	3,090	46.4%	357	67.2%	2,490	51.1%	370	56.5%	2,587	51.4%
DMAT total	2,006	47.0%	15,920	47.0%	1,877	51.6%	13,378	46.2%	1,903	52.3%	10,590	46.0%	1,912	54.4%	10,209	49.7%	1,871	58.4%	11,168	50.5%
DREA-0090	242	31.0%	1,246	47.1%	305	38.4%	1,383	46.3%	323	33.7%	1,499	43.2%	267	37.1%	1,384	45.9%	275	38.2%	1,410	43.9%
DREA-0091	256	50.8%	1,487	55.3%	255	44.7%	1,436	53.9%	232	52.6%	1,410	55.7%	242	41.3%	1,375	50.5%	258	45.3%	1,380	53.2%
DREA-0093	248	41.9%	1,465	46.9%	249	39.0%	1,439	51.8%	190	41.1%	1,339	50.1%	222	36.5%	1,309	51.1%	189	41.3%	1,330	52.0%
DREA total	746	41.4%	4,198	49.9%	809	40.5%	4,258	50.8%	745	41.5%	4,248	49.5%	731	38.3%	4,068	49.1%	722	41.6%	4,120	49.6%
DWRI-0090	151	49.7%	780	45.1%	161	54.7%	733	49.2%	163	59.5%	782	47.2%	172	55.2%	743	48.6%	154	64.3%	712	49.0%
DWRI-0091	124	57.3%	856	47.4%	100	58.0%	645	44.8%	106	68.9%	692	46.4%	116	60.3%	650	49.5%	167	74.9%	1,110	53.7%
DWRI-0093	148	41.2%	957	44.9%	138	36.2%	869	42.1%	162	40.1%	888	43.1%	151	46.4%	805	45.5%	239	44.8%	1,418	50.1%
DWRI total	423	48.9%	2,593	45.8%	399	49.1%	2,247	45.2%	431	54.5%	2,362	45.4%	439	53.5%	2,198	47.7%	560	59.1%	3,240	51.1%

DCCCD DMAT course enrollments are not complete. They include only those DMAT courses taught at MVC. DCCCD DMAT-0060 was excluded because of low enrollment.

**Developmental Education Student Course Success
MVC First-Time-In-College (FTIC) vs. DCCCD-Wide FTIC**

	Fall 2003 FTIC				Fall 2004 FTIC				Fall 2005 FTIC				Fall 2006 FTIC				Fall 2007 FTIC				
	MVC		DCCCD		MVC		DCCCD		MVC		DCCCD		MVC		DCCCD		MVC		DCCCD		
	Enrolled	Success	Enrolled	Success	Enrolled	Success	Enrolled	Success	Enrolled	Success	Enrolled	Success	Enrolled	Success	Enrolled	Success	Enrolled	Success	Enrolled	Success	
DMAT-0060												92	53.3%	N/A							
DMAT-0066																	99	48.5%	367	54.5%	
DMAT-0090	309	48.9%	1,433	52.2%	318	64.2%	1,266	56.8%	332	47.3%	1,383	51.4%	253	58.5%	1,237	54.4%	161	64.0%	916	54.7%	
DMAT-0091	58	48.3%	361	52.1%	80	61.3%	307	55.7%			258	53.5%			386	51.3%			280	55.0%	
DMAT-0093	48	56.3%	288	61.8%	113	63.7%	502	57.4%			418	53.1%			321	48.9%			325	46.2%	
DMAT-0097	61	57.4%	842	53.1%	65	53.8%	656	53.5%	136	60.3%	642	51.7%	137	57.7%	595	55.1%	109	54.1%	585	53.8%	
DMAT-0098	18	55.6%	326	58.3%	31	51.6%	284	43.7%	67	56.7%	284	53.2%	99	57.6%	515	55.5%	99	62.6%	466	53.9%	
DMAT-0099	12	75.0%	514	61.3%	26	73.1%	688	48.5%	130	71.5%	787	52.9%	79	73.4%	496	64.5%	79	60.8%	462	62.6%	
DMAT total	506	51.4%	3,764	54.9%	633	62.4%	3,703	53.7%	665	55.6%	3,772	52.2%	660	59.2%	3,550	55.3%	547	58.5%	3,401	54.7%	
DREA-0090	105	30.5%	553	49.5%	173	39.9%	772	47.9%	194	34.0%	828	45.2%	163	36.8%	742	47.3%	146	33.6%	640	45.9%	
DREA-0091	81	56.8%	660	60.5%	114	44.7%	690	57.5%	116	59.5%	744	63.4%	122	53.3%	703	57.3%	115	42.6%	580	57.8%	
DREA-0093	75	45.3%	560	53.9%	102	47.1%	637	57.0%	97	44.3%	634	56.2%	109	44.0%	583	58.0%	68	42.6%	497	58.8%	
DREA total	261	42.9%	1,773	55.0%	389	43.2%	2,099	53.8%	407	43.7%	2,206	54.5%	394	43.9%	2,028	53.8%	329	38.6%	1,717	53.6%	
DWRI-0090	55	36.4%	311	41.8%	86	50.0%	364	50.3%	102	61.8%	399	51.6%	111	60.4%	383	55.1%	83	61.4%	306	52.6%	
DWRI-0091	30	70.0%	274	49.6%	38	57.9%	247	44.5%	48	66.7%	254	49.2%	47	59.6%	239	51.0%	76	76.3%	462	58.2%	
DWRI-0093	47	42.6%	268	44.4%	53	35.8%	310	41.3%	62	48.4%	322	50.9%	64	50.0%	272	48.2%	108	44.4%	603	51.9%	
DWRI total	132	46.2%	853	45.1%	177	47.5%	921	45.7%	212	59.0%	975	50.8%	222	57.2%	894	51.9%	267	58.8%	1,371	54.2%	

DCCCD DMAT course enrollments are not complete. They include only those DMAT courses taught at MVC. DCCCD DMAT-0060 was excluded because of low enrollment.