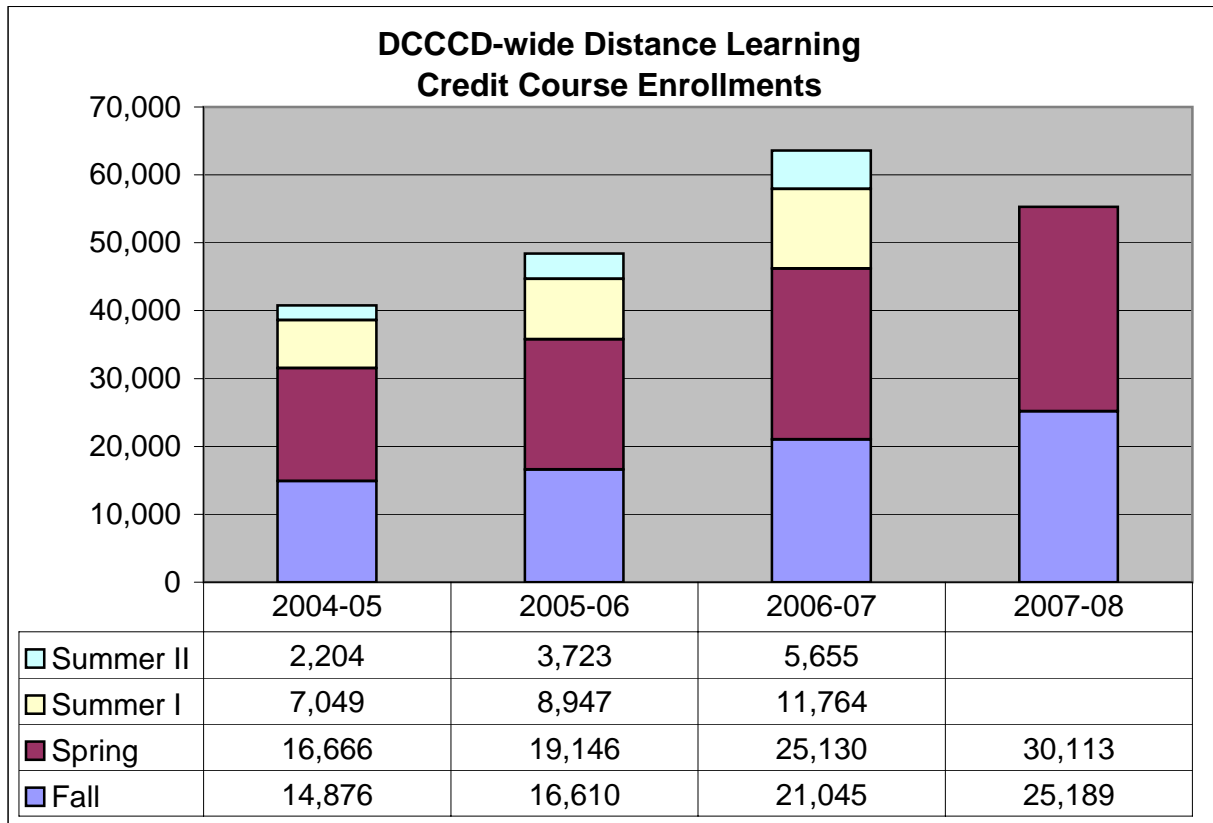
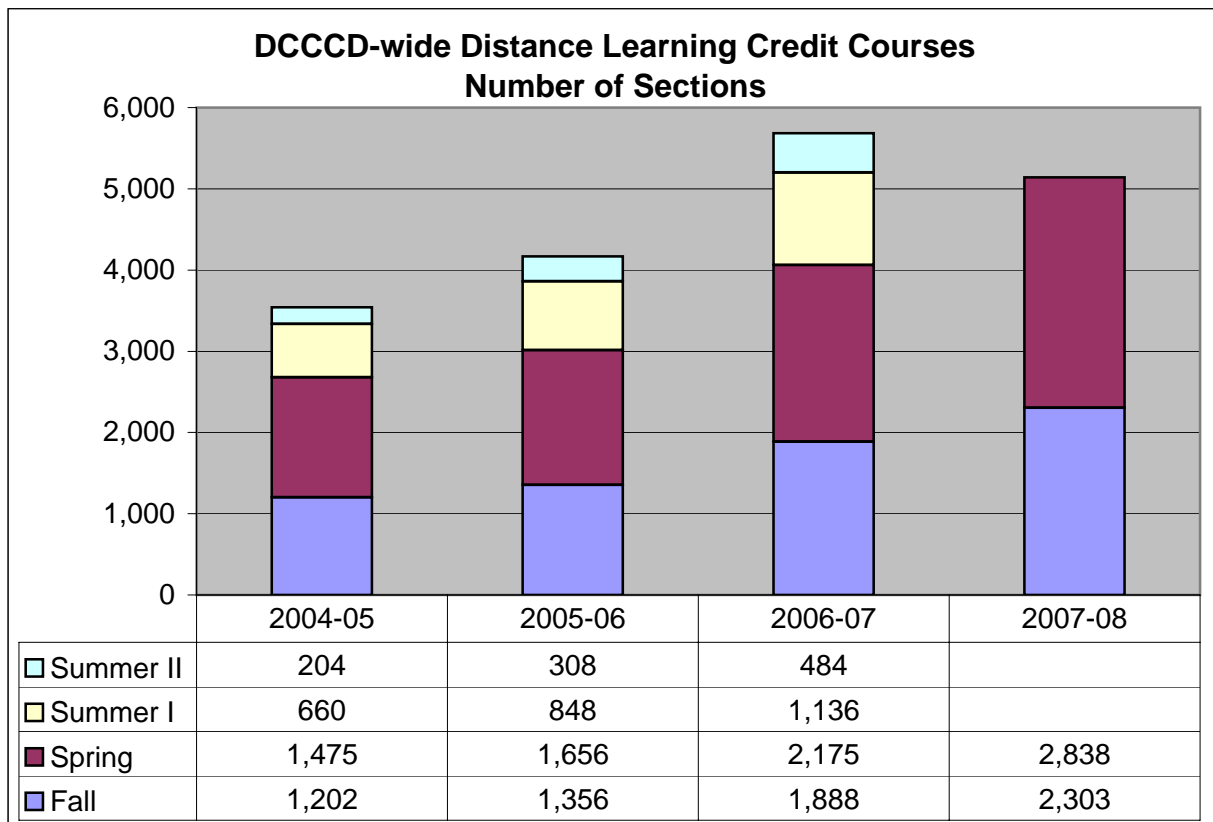


## DCCCD Credit Course Distance Learning Project

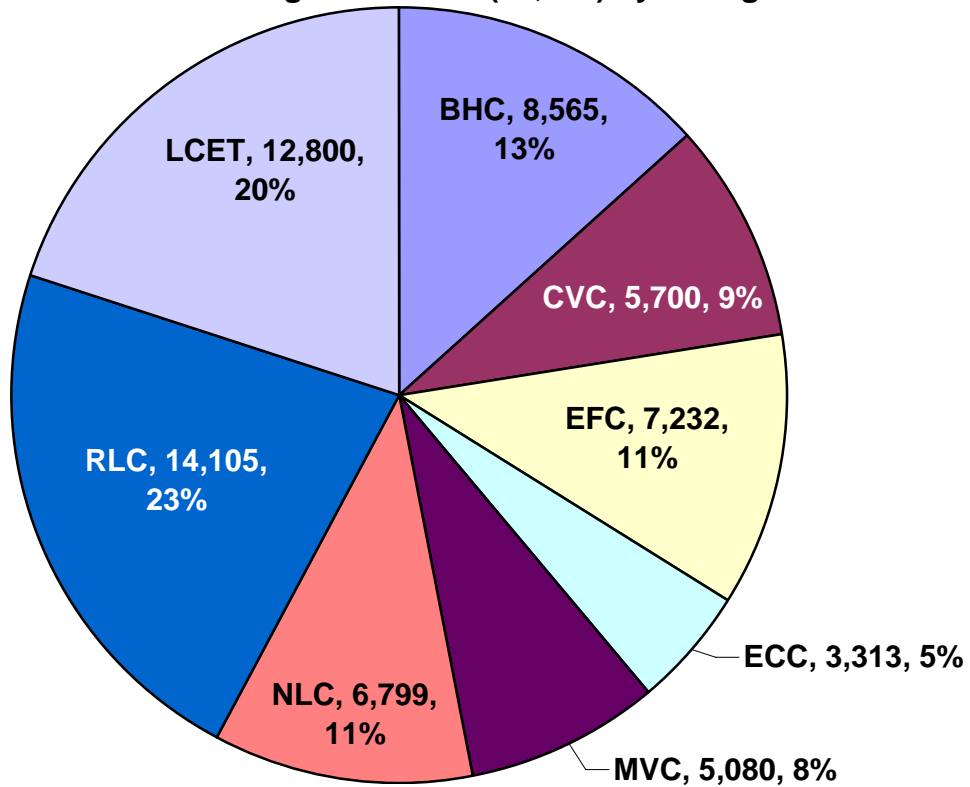


Fall & Spring Semesters Combined		2005-06	2006-07	2007-08
Percent Growth from Previous Year	Enrollment:	13%	29%	20%
	Sections:	13%	35%	27%

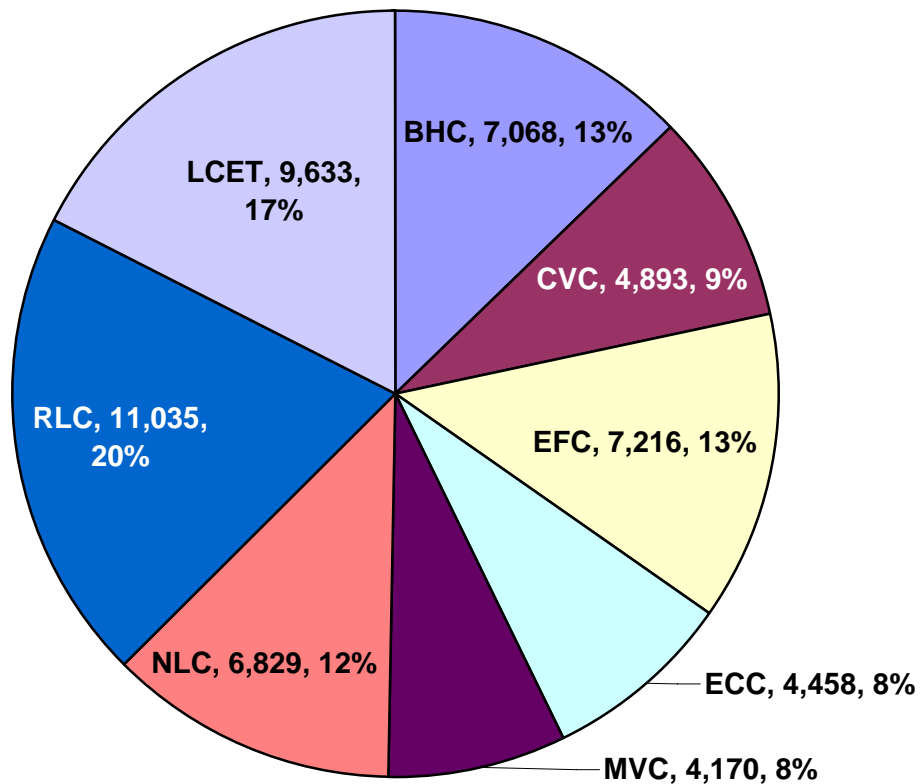


DCCCD Credit Course Distance Learning Project

DCCCD 2006-07 Academic Year Total Distance Learning Enrollment (63,594) by College



DCCCD 2007-08 Fall & Spring Total Distance Learning Enrollment (55,302) by College



## DCCCD Credit Course Distance Learning Project

### Distance Learning Credit Course Enrollments and Sections by College

	BHC		CVC		EFC		ECC		MVC		NLC		RLC		LCET		DCCCD Total	
	Sect ions	Enroll ment	Sect ions	Enroll ment	Sect ions	Enroll ment	Sect ions	Enroll ment	Sect ions	Enroll ment	Sect ions	Enroll ment	Sect ions	Enroll ment	Sect ions	Enroll ment	Sect ions	Enroll ment
Fall 2004	179	2,088	92	1,504	122	1,561	74	898	86	959	137	1,919	127	1,688	385	4,259	1,202	14,876
Spring 2005	209	2,744	114	1,680	137	1,760	91	980	112	1,032	148	2,031	139	1,815	525	4,624	1,475	16,666
Summer I 2005	95	1,084	53	549	55	630	33	305	49	477	75	904	72	770	228	2,330	660	7,049
Summer II 2005	42	437	15	216	13	227	3	64	25	269	37	297	9	141	60	553	204	2,204
<b>2004-05 Total</b>	<b>525</b>	<b>6,353</b>	<b>274</b>	<b>3,949</b>	<b>327</b>	<b>4,178</b>	<b>201</b>	<b>2,247</b>	<b>272</b>	<b>2,737</b>	<b>397</b>	<b>5,151</b>	<b>347</b>	<b>4,414</b>	<b>1,198</b>	<b>11,766</b>	<b>3,541</b>	<b>40,795</b>
Fall 2005	200	2,246	103	1,797	133	1,863	93	1,152	99	982	153	2,033	175	2,573	400	3,964	1,356	16,610
Spring 2006	256	2,917	124	1,977	148	2,116	110	1,312	115	1,243	163	2,015	222	3,465	518	4,101	1,656	19,146
Summer I 2006	97	1,138	71	725	68	857	43	394	68	719	88	968	126	1,938	287	2,208	848	8,947
Summer II 2006	31	469	24	200	20	397	4	62	17	223	43	314	46	1,089	123	969	308	3,723
<b>2005-06 Total</b>	<b>584</b>	<b>6,770</b>	<b>322</b>	<b>4,699</b>	<b>369</b>	<b>5,233</b>	<b>250</b>	<b>2,920</b>	<b>299</b>	<b>3,167</b>	<b>447</b>	<b>5,330</b>	<b>569</b>	<b>9,065</b>	<b>1,328</b>	<b>11,242</b>	<b>4,168</b>	<b>48,426</b>
Fall 2006	232	2,689	124	2,092	161	2,062	106	1,223	124	1,407	198	2,490	282	4,427	661	4,655	1,888	21,045
Spring 2007	267	3,509	177	2,554	217	3,048	119	1,489	144	2,007	224	2,715	314	5,345	713	4,463	2,175	25,130
Summer I 2007	112	1,554	88	787	99	1,461	51	462	83	1,029	113	1,212	160	2,805	430	2,454	1,136	11,764
Summer II 2007	47	813	35	267	31	661	7	139	48	637	48	382	72	1,528	196	1,228	484	5,655
<b>2006-07 Total</b>	<b>658</b>	<b>8,565</b>	<b>424</b>	<b>5,700</b>	<b>508</b>	<b>7,232</b>	<b>283</b>	<b>3,313</b>	<b>399</b>	<b>5,080</b>	<b>583</b>	<b>6,799</b>	<b>828</b>	<b>14,105</b>	<b>2,000</b>	<b>12,800</b>	<b>5,683</b>	<b>63,594</b>
Fall 2007	257	3,316	156	2,248	229	3,155	153	1,976	135	1,859	224	3,061	314	4,705	835	4,869	2,303	25,189
Spring 2008	294	3,752	194	2,645	276	4,061	177	2,482	169	2,311	261	3,768	406	6,330	1,061	4,764	2,838	30,113
<b>Fa07-Sp08 Total</b>	<b>551</b>	<b>7,068</b>	<b>350</b>	<b>4,893</b>	<b>505</b>	<b>7,216</b>	<b>330</b>	<b>4,458</b>	<b>304</b>	<b>4,170</b>	<b>485</b>	<b>6,829</b>	<b>720</b>	<b>11,035</b>	<b>1,896</b>	<b>9,633</b>	<b>5,141</b>	<b>55,302</b>

## DCCCD Credit Course Distance Learning Project

### Percent Change in Distance Learning Credit Course Enrollments and Sections by College From Previous Year's Like Term

*For example: DCCCD's total distance learning Fall 2005 enrollment grew 12% from Fall 2004*

	BHC		CVC		EFC		ECC		MVC		NLC		RLC		LCET		DCCCD Total	
	Sect ions	Enroll ment	Sect ions	Enroll ment	Sect ions	Enroll ment	Sect ions	Enroll ment	Sect ions	Enroll ment	Sect ions	Enroll ment	Sect ions	Enroll ment	Sect ions	Enroll ment	Sect ions	Enroll ment
Fall 2005	12%	8%	12%	19%	9%	19%	26%	28%	15%	2%	12%	6%	38%	52%	4%	-7%	13%	12%
Spring 2006	22%	6%	9%	18%	8%	20%	21%	34%	3%	20%	10%	-1%	60%	91%	-1%	-11%	12%	15%
Summer I 2006	2%	5%	34%	32%	24%	36%	30%	29%	39%	51%	17%	7%	75%	152%	26%	-5%	28%	27%
Summer II 2006	-26%	7%	60%	-7%	54%	75%	33%	-3%	-32%	-17%	16%	6%	411%	672%	105%	75%	51%	69%
<b>2005-06 Total</b>	<b>11%</b>	<b>7%</b>	<b>18%</b>	<b>19%</b>	<b>13%</b>	<b>25%</b>	<b>24%</b>	<b>30%</b>	<b>10%</b>	<b>16%</b>	<b>13%</b>	<b>3%</b>	<b>64%</b>	<b>105%</b>	<b>11%</b>	<b>-4%</b>	<b>18%</b>	<b>19%</b>
Fall 2006	16%	20%	20%	16%	21%	11%	14%	6%	25%	43%	29%	22%	61%	72%	65%	17%	39%	27%
Spring 2007	4%	20%	43%	29%	47%	44%	8%	13%	25%	61%	37%	35%	41%	54%	38%	9%	31%	31%
Summer I 2007	15%	37%	24%	9%	46%	70%	19%	17%	22%	43%	28%	25%	27%	45%	50%	11%	34%	31%
Summer II 2007	52%	73%	46%	34%	55%	66%	75%	124%	182%	186%	12%	22%	57%	40%	59%	27%	57%	52%
<b>2006-07 Total</b>	<b>13%</b>	<b>27%</b>	<b>32%</b>	<b>21%</b>	<b>38%</b>	<b>38%</b>	<b>13%</b>	<b>13%</b>	<b>33%</b>	<b>60%</b>	<b>30%</b>	<b>28%</b>	<b>46%</b>	<b>56%</b>	<b>51%</b>	<b>14%</b>	<b>36%</b>	<b>31%</b>
Fall 2007	11%	23%	26%	7%	42%	53%	44%	62%	9%	32%	13%	23%	11%	6%	26%	5%	22%	20%
Spring 2008	10%	7%	10%	4%	27%	33%	49%	67%	17%	15%	17%	39%	29%	18%	49%	7%	30%	20%
<b>Fa07-Sp08 Total</b>	<b>10%</b>	<b>14%</b>	<b>16%</b>	<b>5%</b>	<b>34%</b>	<b>41%</b>	<b>47%</b>	<b>64%</b>	<b>13%</b>	<b>22%</b>	<b>15%</b>	<b>31%</b>	<b>21%</b>	<b>13%</b>	<b>38%</b>	<b>6%</b>	<b>27%</b>	<b>20%</b>