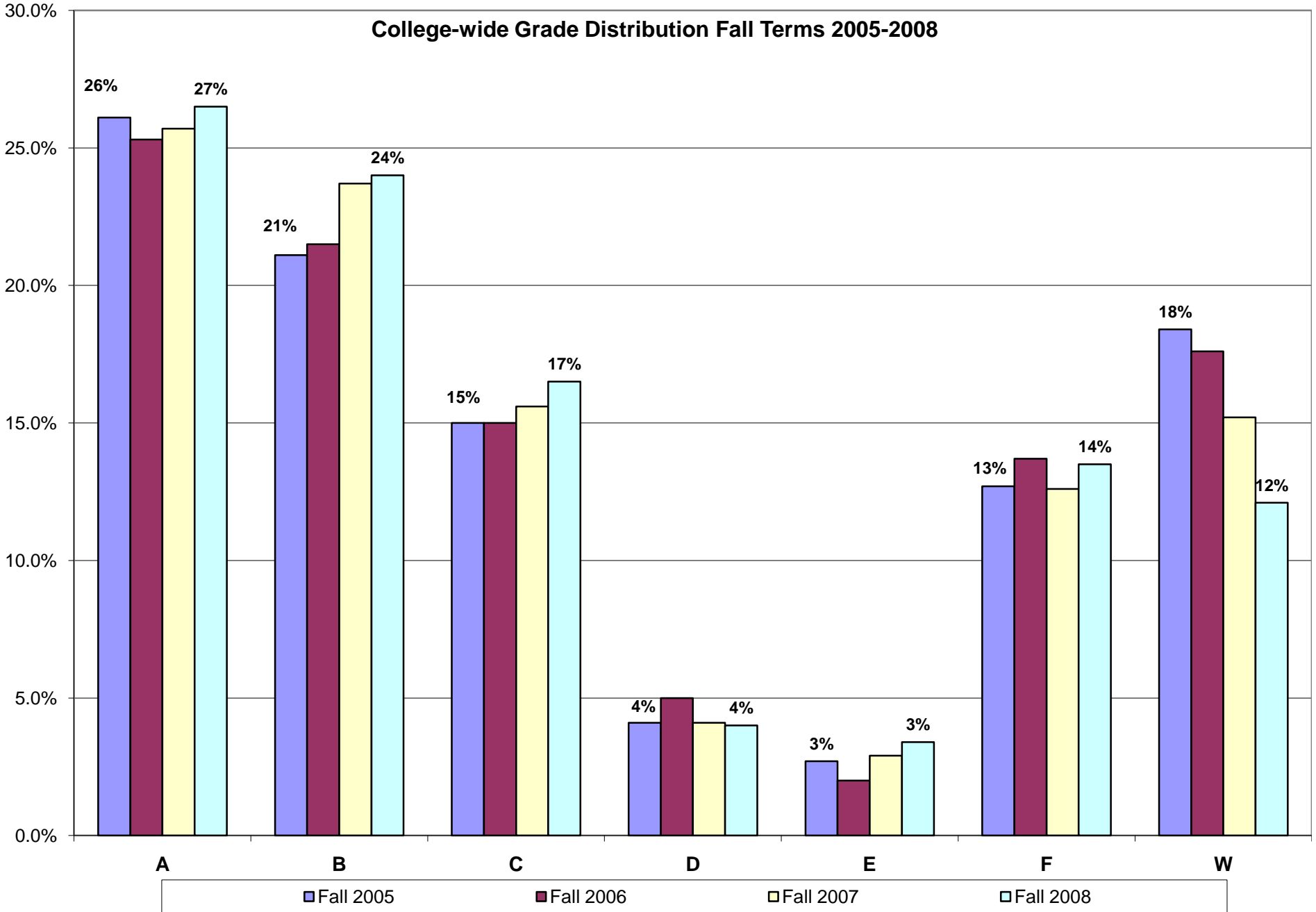
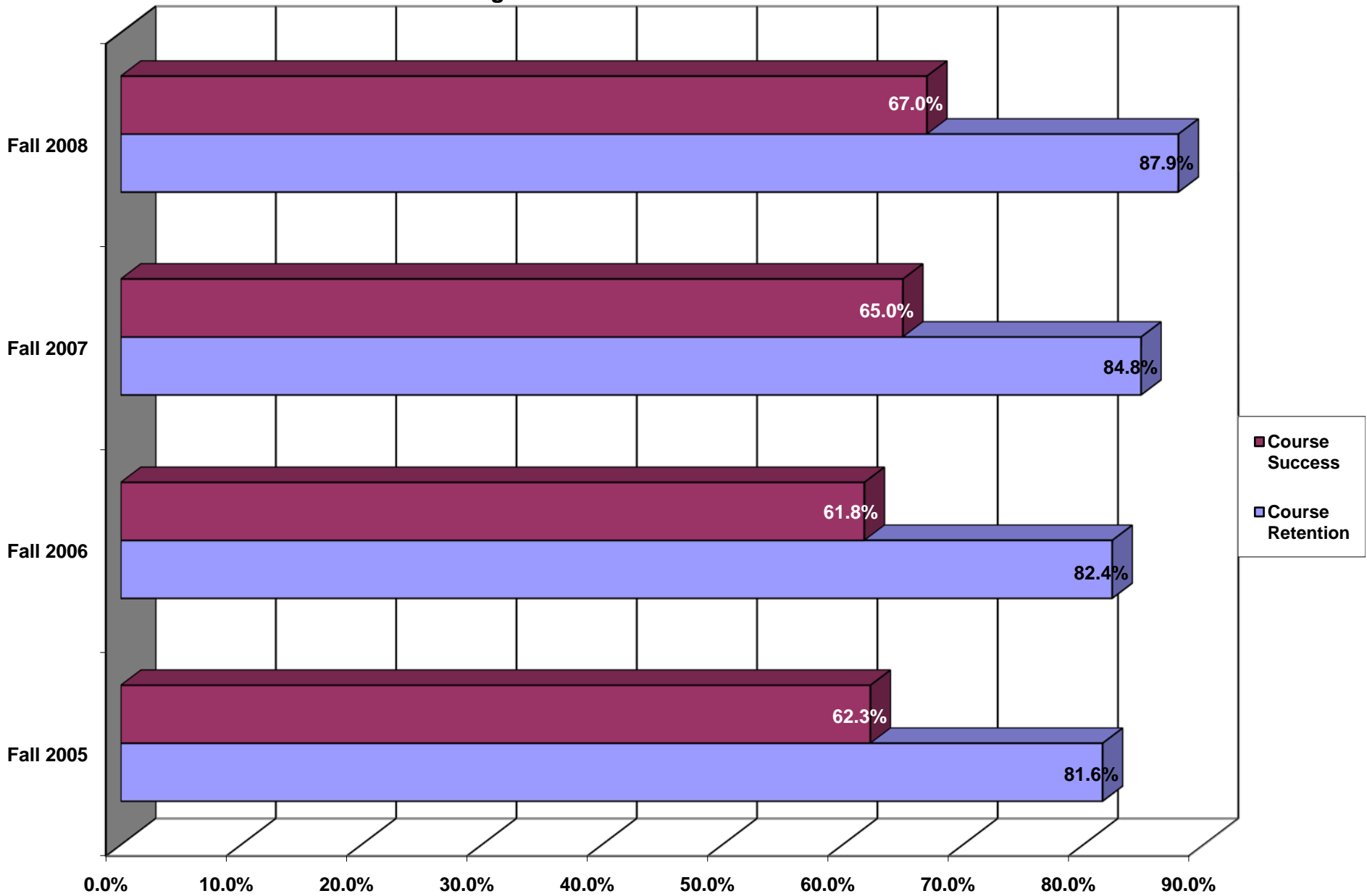


Mountain View College

College-wide Grade Distribution Fall Terms 2005-2008

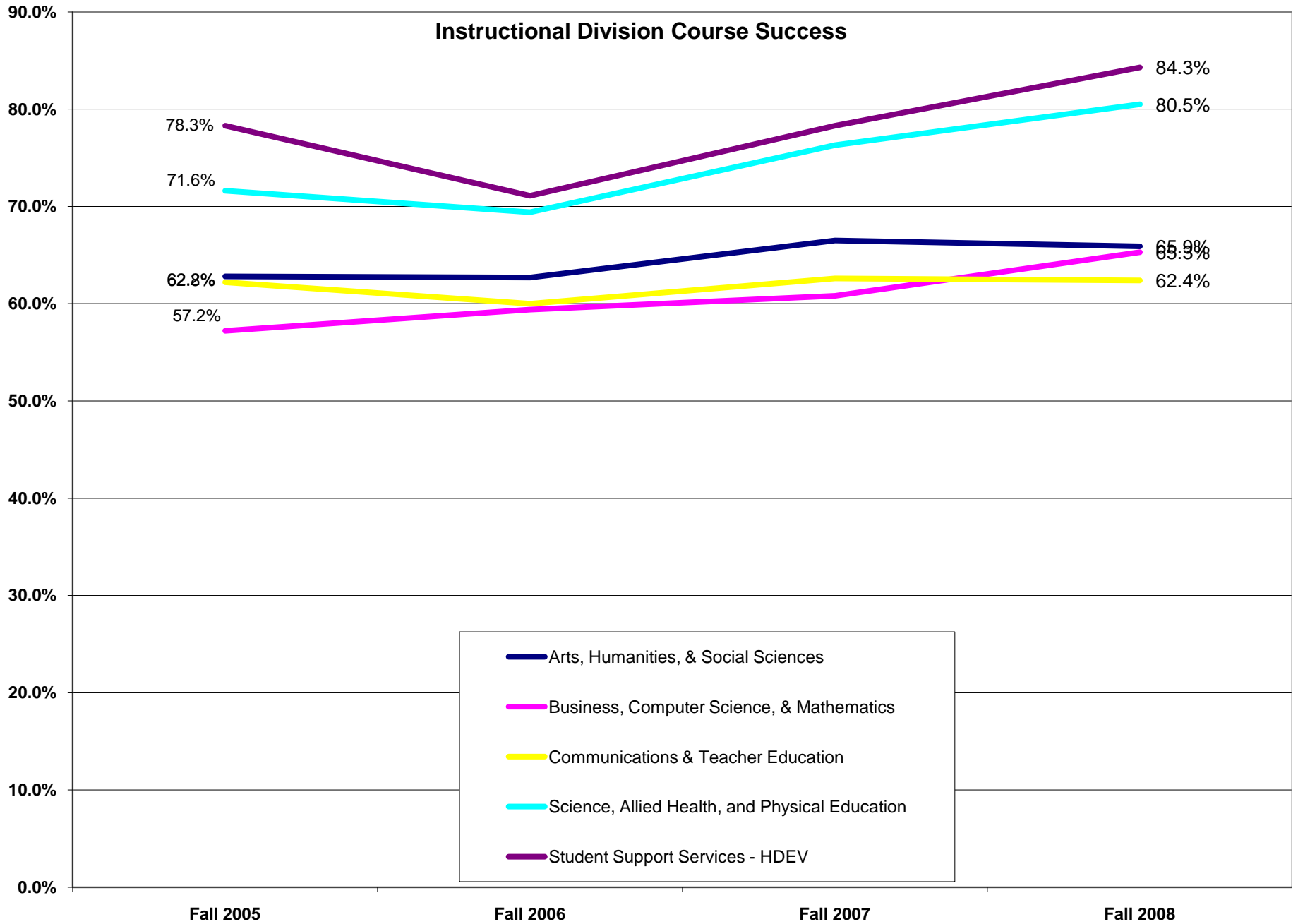


Mountain View College College-wide Course Retention and Success



Mountain View College

Instructional Division Course Success



Mountain View College
Department Course Success Rates

	Fall 2005	Fall 2006	Fall 2007	Fall 2008
Arts, Humanities, & Social Science Division				
Arts - Performing	69.8%	78.0%	76.6%	71.1%
Arts - Visual	73.6%	69.0%	72.5%	72.1%
Criminal Justice	58.3%	60.3%	62.5%	65.7%
Humanities	64.4%	66.8%	68.7%	66.2%
Social Sciences	60.6%	58.8%	63.4%	64.2%
Business, Computer Science, and Mathematics Division				
Aviation	40.0%	55.6%	58.5%	64.1%
Business	59.2%	54.4%	57.4%	65.7%
CADD / GIS	55.2%	82.7%	75.0%	64.0%
Computer Info. Tech. / Elec. Commerce	71.2%	77.3%	80.3%	78.7%
Computer Science	56.0%	60.1%	61.7%	65.6%
Developmental Math	52.3%	54.4%	58.4%	60.3%
Electronics Technology	75.0%	67.5%	76.1%	71.9%
Mathematics	61.1%	63.1%	59.3%	70.3%
Welding	75.0%	78.6%	75.4%	80.0%
Communications and Teacher Education Division				
Developmental Reading and Writing	46.3%	44.0%	49.3%	45.9%
English as a Second Language	72.1%	74.3%	71.1%	73.7%
English Composition & Literature	65.1%	59.6%	63.0%	66.4%
Foreign Languages, Cultural Studies	73.6%	75.2%	74.8%	70.1%
Speech	67.6%	67.5%	69.5%	75.9%
Teacher Education	72.6%	75.8%	79.9%	74.5%
Science, Allied Health, and Physical Education Division				
Health Information Management	87.1%	77.4%	86.2%	78.2%
Nursing	NA	59.1%	82.5%	85.9%
Physical Ed	76.2%	76.8%	84.3%	88.6%
Science	68.6%	65.4%	68.3%	73.2%
Student Support Services - HDEV				
HDEV	78.3%	71.1%	78.3%	84.3%

MVC Department Course Success Trend Analysis

Fall 2006

Fall 2007

Fall 2008

Top Four (Highest) Department Course Success Rates (Excluding HDEV):

- | | | |
|----------------------------------|--------------------------------------|--------------------------------------|
| 1. CADD / GIS | 1. Health Information Management | 1. Physical Education |
| 2. Welding | 2. Physical Education | 2. Nursing |
| 3. Arts-Performing | 3. Nursing | 3. Welding |
| 3. Health Information Management | 4. Computer Info. Tech./ Elec. Comm. | 4. Computer Info. Tech./ Elec. Comm. |

Bottom Four (Lowest) Department Course Success Rates (Excluding Dev. Math and Dev. Studies)

- | | | |
|---------------------|----------------------|--|
| 18. Nursing | 18. Computer Science | 17-18. Business & Criminal Justice (tie) |
| 19. Social Sciences | 19. Mathematics | 19. Computer Science |
| 20. Aviation | 20. Aviation | 20. Social Sciences |
| 21. Business | 21. Business | 21. Aviation |